


GETTING STARTED WITH DRUPAL

by Stephen Cross

STEPHEN CROSS



@stephencross
stephen@parallaxmail.com
ParallaxInfoTech.com



www.TalkingDrupal.com

ASSUMPTIONS

- You may or may not have development experience
- You have never used or have just started using Drupal
- Talking and thinking in terms of Drupal 7
- Not step by step guide, but key points

INSTALLATION REQUIREMENTS

- PHP, Database, Web Server
 - Drupal 7: PHP 5.2.5 or higher (5.3 recommended)
 - Apache
 - MySQL 5.0.15 or higher

DEV ENVIRONMENT

- MAMP/WAMP
 - Mac, Apache, MySQL, PHP
 - Windows, Apache, MySQL, PHP
- Acquia Dev Desktop

STEPS

- 1.Setup dev environment
- 2.Create an empty database – create user
- 3.Download Drupal – Drupal 7
- 4.Access install directory via browser
- 5.Follow installation wizard
- 6.DONE!

demo

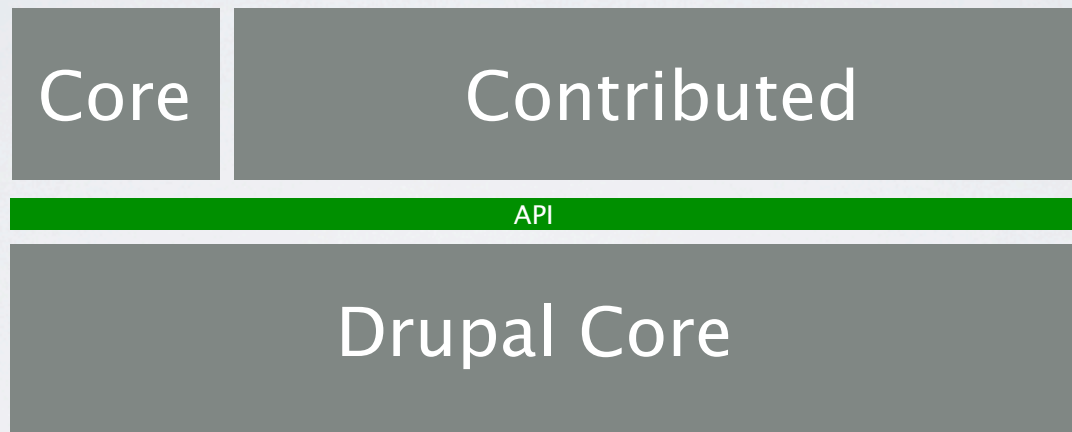
DRUPAL COMPONENTS

DRUPAL COMPONENTS

- Functionality – Modules
- Visual Layout – Themes
- Distributions

DRUPAL COMPONENT: FUNCTIONALITY

Modules
23,052

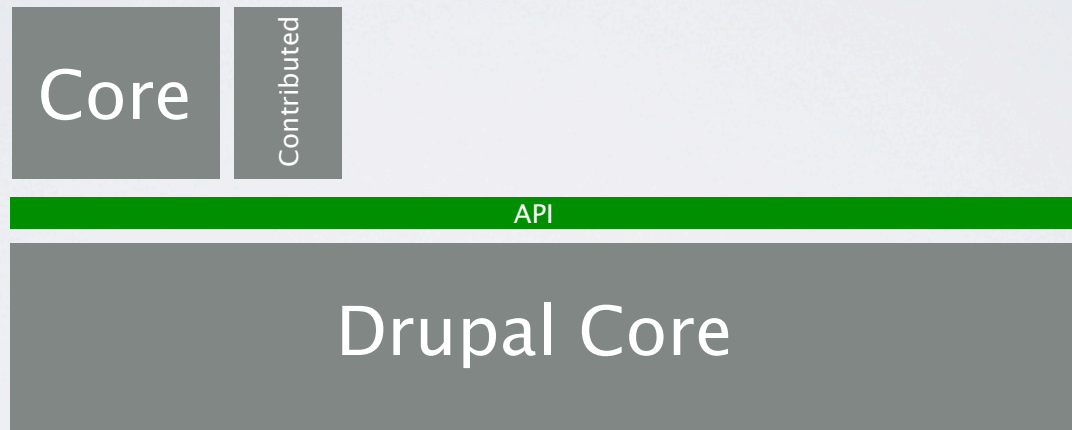


FUNCTIONALITY: MODULES

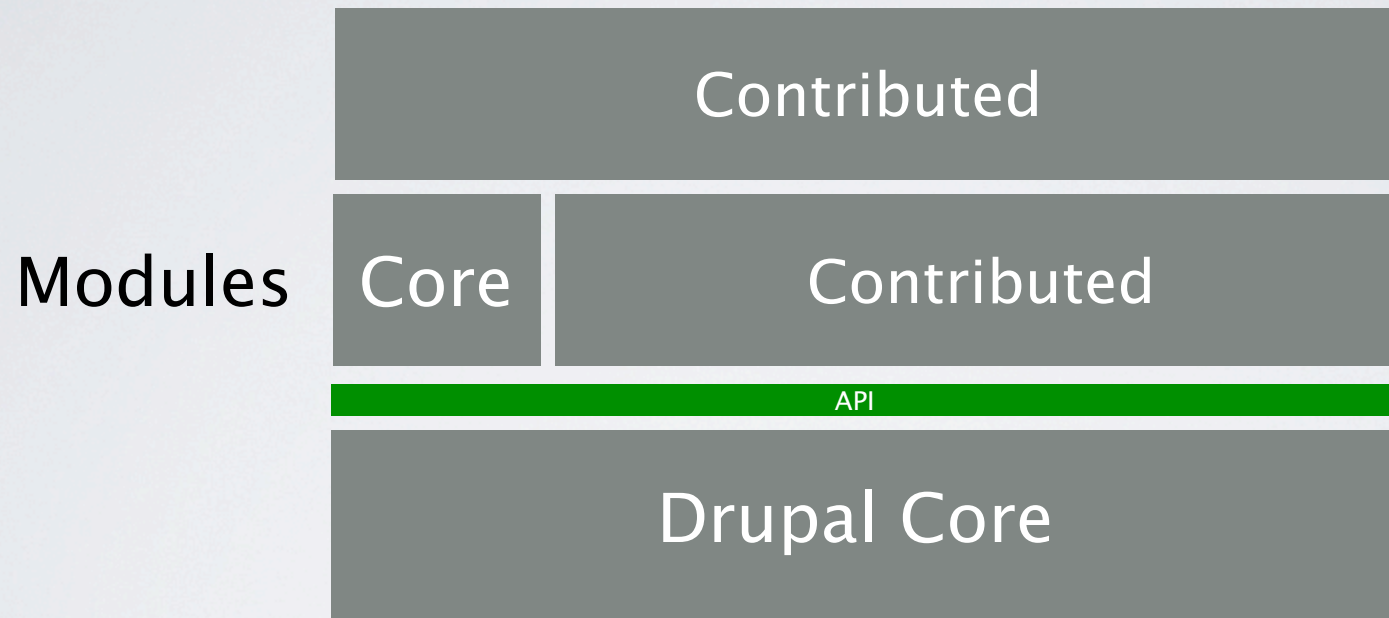
- Core Drupal – required
- Contributed
 - Community provided (23,000+)
 - “There is a module for that”

FUNCTIONALITY: MODULES

Modules

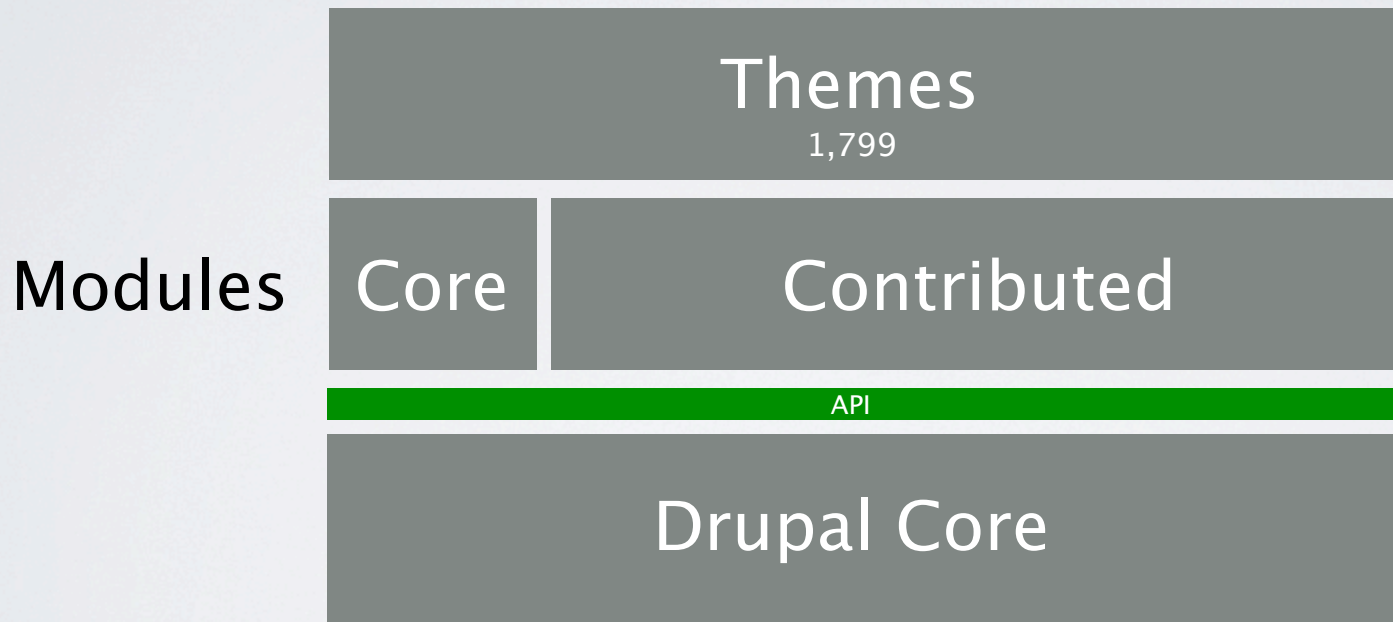


FUNCTIONALITY: MODULES



demo

DRUPAL COMPONENT: VISUAL LAYOUT



VISUAL LAYOUT: THEME

- Change look and feel of website
- Core Themes – provided on installation
- Contributed Themes
- Create your own

VISUAL LAYOUT: THEME

- Themes characteristics
 - Different layout regions
 - 2 sides bars, two footers, nav section...
 - Responsive, Fluid Layouts
 - Fonts, colors, widths...

demo

FUNCTIONALITY: DISTRIBUTIONS

- Examples:
 - Drupal Commons – internal or external communities
 - OpenPublish – Online news industry
 - Commerce Kickstart – Implementation of Drupal Commerce Module

FUNCTIONALITY: DISTRIBUTIONS

- Single install that contains:
 - Drupal, Modules, Theme and Configuration
- Quick implementation specific use-case
- Community contributed
- 699 available

demo

CORE CONCEPTS

CORE CONCEPTS

- **Content Types**
- **Nodes**
- **Block, Menu & Taxonomy**

CORE CONCEPTS: CONTENT TYPES

- (like) Database Tables
 - Books, Orders, Articles, Restaurant Menus, Customers...
- Default Content Types: Articles and Basic Page
- Create as many content types as you need

CORE CONCEPTS: CONTENT TYPES

- Books
 - Title, Description, Author, ISBN

LABEL	MACHINE NAME	FIELD TYPE
⊕ Title	title	Node module element
⊕ Description	body	Long text and summary
⊕ Author First	field_author_first	Text
⊕ Author Last	field_author_last	Text

CORE CONCEPTS: CONTENT TYPES

- Every Content Types has
 - At least one field, TITLE
 - Author
 - Publishing information
 - Comments

CORE CONCEPTS: NODE

- All content is a Node
- A node is any Article, Blog Post, Customer, Menu Item...
- Every one has a unique ID, NID

demo

CORE CONCEPTS: OTHER

blocks, menu, taxonomy

FIRST PROJECT(S)

OUT OF THE BOX

- Basic website:
 - Menus
 - Basic content pages
 - Articles (blog) w/comments

START WITH DISTRIBUTION?

Maybe

- Experience development will be more successful using a Distribution
- Learn by building from scratch and learn from using a distribution
- How close does the distribution match the functionality you require?

START WITH THEME?

Yes – It's required

- Install a few themes and switch between them
- Choosing a theme
 - Characteristics, Number of websites using the Theme, Number of open issues

TYPICAL FUNCTIONALITY

- Forms
 - Modules: **Webform, Webform Conditional**
- WYSIWYG Editing
 - **Module: WYSIWYG, TinyMCE/CKEditor, Insert**
- Multi-level menus
 - **Modules: Nice Menus, Menu Blocks**
- Displaying of Data
 - **Module: Views**

CHOOSING A MODULE

- Search Drupal.org (advanced Modules)
- Search Google.com
- Choosing
 - Module usage, “Actively Maintained”, Open/Close issues

RESOURCES

- Drupal.org
- Groups.Drupal.org
- [Drupal IRC](#)
- **[Drupal User Group](#)**
- [Drupal Camps](#)
- [Podcasts](#)
- [YouTube](#)
- **[Drupalize.me](#)**
- [Linda.com](#)
- **[BuildaModule.com](#)**
- [Visit Amazon.com](#)

THE END

THANK YOU

LINKS

- Drupal download – <https://drupal.org/start>
- MAMP – <http://www.mamp.info/>
- WAMP – <http://www.wampserver.com/>
- Acquia Dev Desktop – <http://www.acquia.com/downloads>
- IRC – <https://drupal.org/irc>