

Being Obsessively OpenSource

DrupalCampCT 2013

The giving back while paying the bills.

- Analyzing a specs for potential contributions.
- Drupal Core & Module contribution from a technical or non technical role.
- Case Studies

What and how a company can give back.

- Code

What and how a company can give back.

- Code
- Documentation

What and how a company can give back.

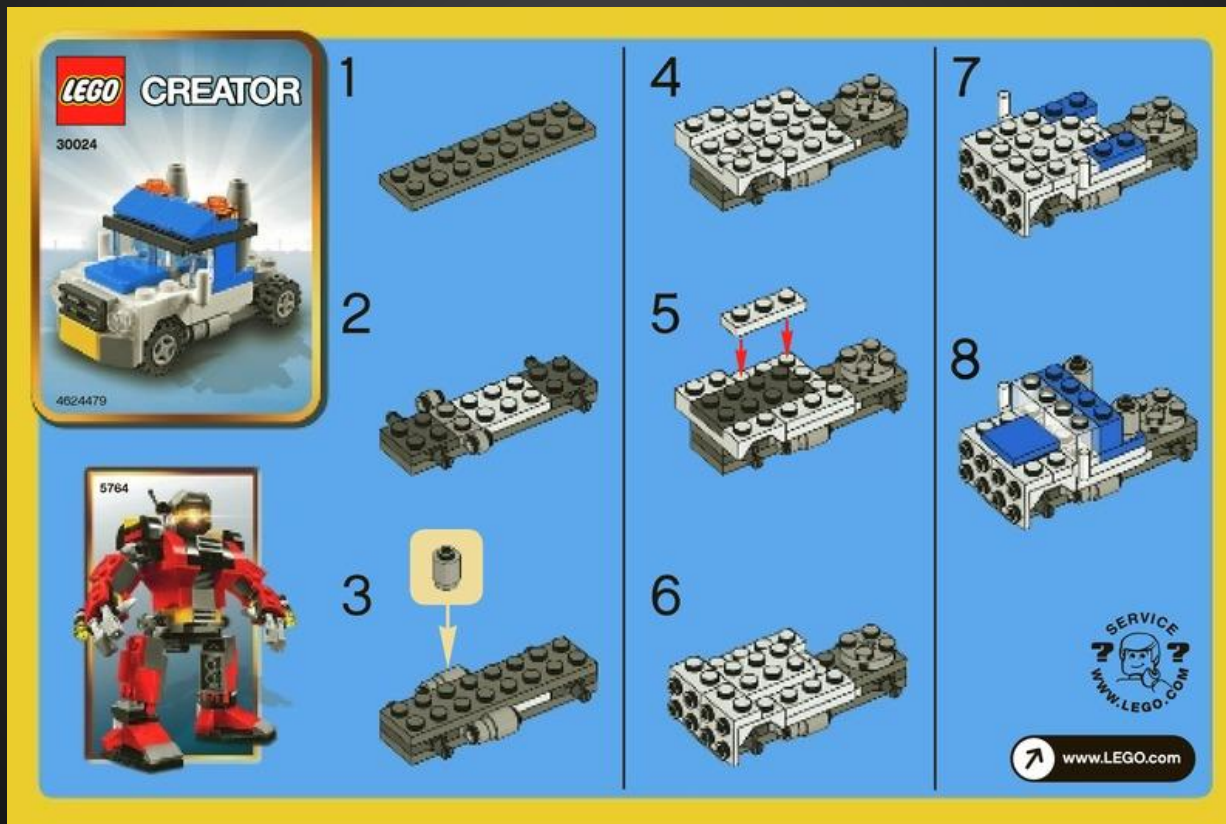
- Code
- Documentation
- Space

Analyzing a specs for potential contributions.

- How do we plan our work?
- Build a blue print.
- Identify what contrib modules will be used.
- Identity what is not available.
- Is the concept a reusable one?


Analyzing a specs for potential contributions.

Build a blue print.



Analyzing a specs for potential contributions.

- Identify what contrib modules will be used.
 - Views
 - Node
 - Search
 - 3rd Party Java Script.



Analyzing a specs for potential contributions.

Identify what unique actions are part of the project

- SlideShow
- Web Services integration
- Persistent Forms
- New Widget

Analyzing a specs for potential contributions.

- Mix it all together



Analyzing a specs for potential contributions.

- What's Missing?
 - What contrib modules that you need can not be found?

Analyzing a specs for potential contributions.

- What is Missing?
 - What contrib modules that you need can not be found?
 - What's almost there?
 - Is there a patch in the que? Will it be supported by the maintainer?

**Drupal Core & and Module
contribution from a technical or non
technical role.**

Drupal Core & and Module contribution.

Non technical

- Documentation
- Site Builder guidance
- ScreenCasts

Technical

Drupal Core & and Module contribution.

Non technical

- Documentation
- Site Builder guidance
- ScreenCasts

Technical

- New Modules
- Patches
- Patch reviews

Technical Contribution:

Linkit Target

- Linkit is a fantastic plugin.
- The module author writes to strict XHTML standards.
- No `<a target>` attribute.

Technical Contribution:

Linkit Target

- I needed the target attribute.
- There was a patch.

Technical Contribution:

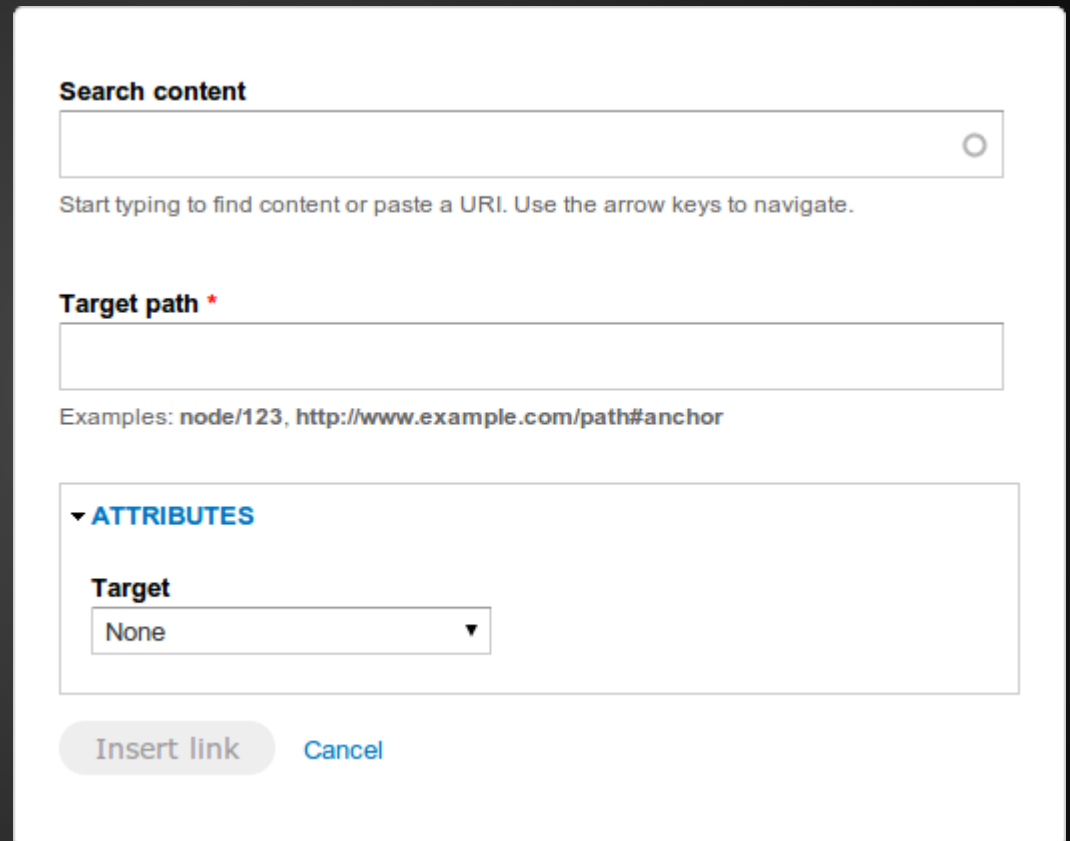
Linkit Target

- I needed the target attribute.
- There was a patch.
- It was not going to be added to the module.

Technical Contribution: Linkit Target

Turned the patch
in the the module
linkit_target

https://drupal.org/project/linkit_target



The screenshot shows a modal dialog box for inserting a link. It features a search bar at the top, a target path field, and a section for link attributes. The 'Target' attribute is currently set to 'None'.

Search content

Start typing to find content or paste a URI. Use the arrow keys to navigate.

Target path *

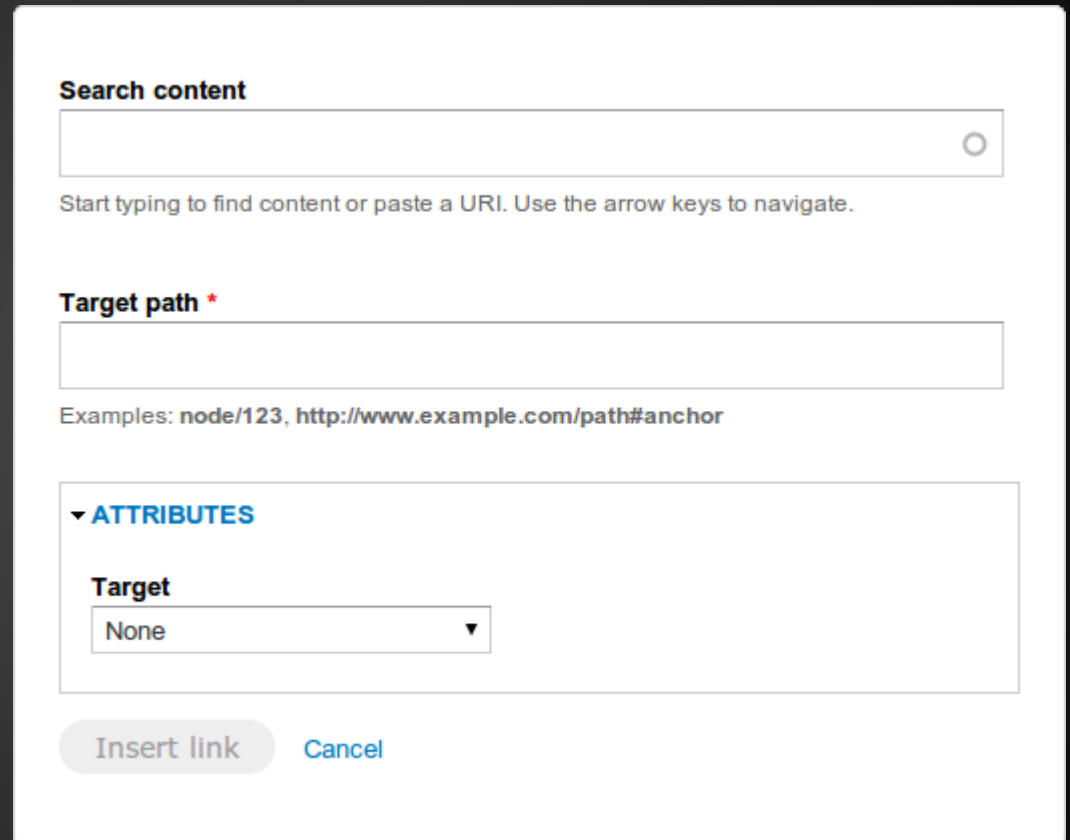
Examples: node/123, http://www.example.com/path#anchor

▼ **ATTRIBUTES**

Target

Technical Contribution: Linkit Target

- Is now running on over 200 Sites
- Is mentioned on the linkit module description.



The image shows a configuration dialog box for the Linkit module. It has a white background and rounded corners. At the top, there is a search bar labeled "Search content" with a magnifying glass icon on the right. Below the search bar is a text input field. Underneath the input field is a small text instruction: "Start typing to find content or paste a URI. Use the arrow keys to navigate." Below this is another text input field labeled "Target path *". Underneath this field are two examples of valid paths: "node/123" and "http://www.example.com/path#anchor". Below the examples is a section titled "ATTRIBUTES" with a downward-pointing triangle to its left. Inside this section, there is a label "Target" above a dropdown menu that currently shows "None" with a downward-pointing triangle to its right. At the bottom of the dialog, there are two buttons: "Insert link" and "Cancel".

Search content

Start typing to find content or paste a URI. Use the arrow keys to navigate.

Target path *

Examples: `node/123`, `http://www.example.com/path#anchor`

▼ **ATTRIBUTES**

Target

“Non Technical” Documentation

Q: How do I build this feature?

“Non Technical” Contribution

Q: How do I build this feature?

A: “Document your way to understanding”

<http://www.lullabot.com/blog/article/drupal-best-practice-document-your-way-understanding>

“Non Technical” Contribution

Q: How do I build this feature?

A: “Document your way to understanding”

<http://www.lullabot.com/blog/article/drupal-best-practice-document-your-way-understanding>

What Problem do I need to solve?

“Non Technical” Contribution

Q: How do I build this feature?

A: “Document your way to understanding”

<http://www.lullabot.com/blog/article/drupal-best-practice-document-your-way-understanding>

What Problem do I need to solve?

What steps am I going through to figure this out?

What Problem do I need to solve?

Pre set a formatted text field to a predetermined input format

What steps am I going through to figure this out?

- Looking at the text field settings?
- Looking for a contrib module?
- Looking at api.drupal.org.



Thank you

Josh Beauregard

Twitter: Sanguisdev

Irc: sanguisdev

drupal.org sanguis

Links

<http://www.lullabot.com/blog/article/drupal-best-practice-document-your-way-understanding>

<http://www.knectar.com/labs/%E2%80%9Cclinkit-target%E2%80%9D-module-released-drupalorg>

<http://www.knectar.com/labs/selecting-default-input-format-filtered-text-drupal-7-better-ux>